





# simon

LIGHT UP EMOTIONS

KC1  
Spotlight



**LED** lighting



[www.simon.com.my](http://www.simon.com.my)

**2018**

KC1  
Spotlight

# simon

LIGHT UP EMOTIONS

## KC1 Spotlight



### Excellent Chip

Splendid COB , Ra $\geq$ 90 , R9>60

### Simon constant current driver

IC constant current drive, with anti-over-voltage and short circuit protection;  
The power input line is specially designed for self-weight +4N tension.

### Various structure

Multiple modular, match with 11 kinds of frame

### Exact lighting distribution

Lens + reflector secondary optical design; TIR anti-osmotic lens; Various beam Angle, minimum to 10°

### Efficient heat sink

Better for heat conduction by using good die-casting aluminum

### Easy maintenance

Modular structure, the components can be disassembled and replaced by hand



# KC1 Spotlight

3W | 5W



Item code	Product Description	Watt(W)	CCT(K)	Luminus flux(lm)	CRI	Beam angle	Product size (mm)	Package(QTY/CTN)
N0424-0235	LED3W2700K10° KC1 modular	3W	2700K	180	>90	10°	Φ57×35	48
N0424-0236	LED3W3000K10° KC1 modular	3W	3000K	185	>90	10°	Φ57×35	48
N0424-0237	LED3W4000K10° KC1 modular	3W	4000K	190	>90	10°	Φ57×35	48
N0424-0238	LED3W2700K24° KC1 modular	3W	2700K	180	>90	24°	Φ57×35	48
N0424-0239	LED3W3000K24° KC1 modular	3W	3000K	185	>90	24°	Φ57×35	48
N0424-0240	LED3W4000K24° KC1 modular	3W	4000K	190	>90	24°	Φ57×35	48
N0424-0241	LED3W2700K36° KC1 modular	3W	2700K	180	>90	36°	Φ57×35	48
N0424-0242	LED3W3000K36° KC1 modular	3W	3000K	185	>90	36°	Φ57×35	48
N0424-0243	LED3W4000K36° KC1 modular	3W	4000K	190	>90	36°	Φ57×35	48
N0424-0244	LED5W2700K10° KC1 modular	5W	2700K	300	>90	10°	Φ57×35	48
N0424-0245	LED5W3000K10° KC1 modular	5W	3000K	310	>90	10°	Φ57×35	48
N0424-0246	LED5W4000K10° KC1 modular	5W	4000K	325	>90	10°	Φ57×35	48
N0424-0247	LED5W2700K24° KC1 modular	5W	2700K	300	>90	24°	Φ57×35	48
N0424-0248	LED5W3000K24° KC1 modular	5W	3000K	310	>90	24°	Φ57×35	48
N0424-0249	LED5W4000K24° KC1 modular	5W	4000K	325	>90	24°	Φ57×35	48
N0424-0250	LED5W2700K36° KC1 modular	5W	2700K	300	>90	36°	Φ57×35	48
N0424-0251	LED5W3000K36° KC1 modular	5W	3000K	310	>90	36°	Φ57×35	48
N0424-0252	LED5W4000K36° KC1 modular	5W	4000K	325	>90	36°	Φ57×35	48

# KC1 Spotlight

7W | 9W



Item code	Product Description	Watt(W)	CCT(K)	Luminus flux(lm)	CRI	Beam angle	Product size (mm)	Package(QTY/CTN)
N0424-0253	LED7W2700K10° KC1 modular	7W	2700K	420	>90	10°	Φ57×45	48
N0424-0254	LED7W3000K10° KC1 modular	7W	3000K	430	>90	10°	Φ57×45	48
N0424-0255	LED7W4000K10° KC1 modular	7W	4000K	450	>90	10°	Φ57×45	48
N0424-0256	LED7W2700K24° KC1 modular	7W	2700K	420	>90	24°	Φ57×45	48
N0424-0257	LED7W3000K24° KC1 modular	7W	3000K	430	>90	24°	Φ57×45	48
N0424-0258	LED7W4000K24° KC1 modular	7W	4000K	450	>90	24°	Φ57×45	48
N0424-0259	LED7W2700K36° KC1 modular	7W	2700K	420	>90	36°	Φ57×45	48
N0424-0260	LED7W3000K36° KC1 modular	7W	3000K	430	>90	36°	Φ57×45	48
N0424-0261	LED7W4000K36° KC1 modular	7W	4000K	450	>90	36°	Φ57×45	48
N0424-0262	LED9W2700K10° KC1 modular	9W	2700K	540	>90	10°	Φ57×45	48
N0424-0263	LED9W3000K10° KC1 modular	9W	3000K	550	>90	10°	Φ57×45	48
N0424-0264	LED9W4000K10° KC1 modular	9W	4000K	580	>90	10°	Φ57×45	48
N0424-0265	LED9W2700K24° KC1 modular	9W	2700K	540	>90	24°	Φ57×45	48
N0424-0266	LED9W3000K24° KC1 modular	9W	3000K	550	>90	24°	Φ57×45	48
N0424-0267	LED9W4000K24° KC1 modular	9W	4000K	580	>90	24°	Φ57×45	48
N0424-0268	LED9W2700K36° KC1 modular	9W	2700K	540	>90	36°	Φ57×45	48
N0424-0269	LED9W3000K36° KC1 modular	9W	3000K	550	>90	36°	Φ57×45	48
N0424-0270	LED9W4000K36° KC1 modular	9W	4000K	580	>90	36°	Φ57×45	48


## KC1 Spotlight



Item code	Product Description	Product size (mm)	Cutout (mm)	Package(QTY/CTN)
N0424-0231	KC1 ivory 10° anti-glare frame	Φ85×23	Φ75	48
N0424-0232	KC1 ivory 30° anti-glare frame	Φ85×30	Φ75	48
N0424-0233	KC1 black 10° anti-glare frame	Φ85×23	Φ75	48
N0424-0234	KC1 black 30° anti-glare frame	Φ85×30	Φ75	48
N0424-0271	KC1 round frame	Φ85×32	Φ75	48
N0424-0272	KC1 oval frame	Φ85×32	Φ75	48



Item code	Product Description	Product size (mm)	Cutout (mm)	Package(QTY/CTN)
N0424-0273	KC1 ivory 10° anti-glare square frame	85x85x30	Φ75	48
N0424-0274	KC1 ivory 30° anti-glare square frame	85x85x23	Φ75	48
N0424-0275	KC1 black 10° anti-glare square frame	85x85x30	Φ75	48
N0424-0276	KC1 black 30° anti-glare square frame	85x85x23	Φ75	48
N0424-0277	KC1 round embedded frame	Φ80x35(not include embedded part)	Φ90	48
N0424-0278	KC1 square embedded frame	86x86x35(not include embedded part)	90x90	48



Item code	Product Description	Product size (mm)	Cutout (mm)	Package(QTY/CTN)
N0424-0279	KC1 single head flat grid spot frame	97.5x97.5x30	Φ85	48
N0424-0280	KC1 double head flat grid spot frame	97.5x205x30	85x190	24
N0424-0281	KC1 triple head flat grid spot frame	97.5x312.5x30	85x300	12
N0424-0282	KC1 single head anti-glare grid spot frame	115x115x45	100x100	48
N0424-0283	KC1 double head anti-glare grid spot frame	115x237x45	100x220	24
N0424-0284	KC1 triple head anti-glare grid spot frame	115x344x45	100x330	12

# KC1 Spotlight

## LUMINAIRE FOR COMMERCIAL LIGHTING

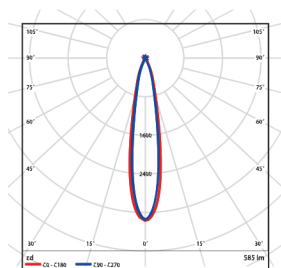
### Parameter

Colour temperature:	Optics:	Finishes:	Control (customized )
2700K	10°	<input type="checkbox"/> Frame: ivory	TRIAC
3000K	24°	<input checked="" type="checkbox"/> heat sink:black	0 / 1-10V
4000K	36°		DALI

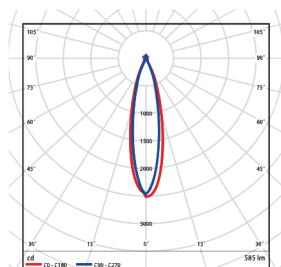
Installation:	Material:	CRI:	IP20	Cutout:
Recessed	ADC12 die-casting heat sink ADC12 die-casting frame PMMA lens	90	IP20	Φ75

Service life:	Lumen maintenance:	Input voltage:
50000h	L70 > 50000h at 25 °C L90 > 30000h at 25 °C	176~264VAC 50/60Hz PF0.9

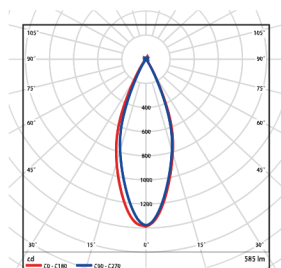
### Photometry:



H(m)	D(cm)	E(m)	Emax
1	24	3271	5240
2	48	797	1310
3	72	389	579
4	96	214	318
5	120	150	223



H(m)	D(cm)	E(m)	Emax
1	43	900	1692
2	86	228	388
3	129	121	186
4	172	67	98
5	215	49	80



H(m)	D(cm)	E(m)	Emax
1	68	839	1310
2	136	209	345
3	204	93	145
4	272	51	80
5	340	36	56

**simon**

LIGHT UP EMOTIONS

KC1  
Spotlight

**2018**

KC1  
Spotlight

**simon**

LIGHT UP EMOTIONS

[www.simon.com.my](http://www.simon.com.my)