


# Simon i7



ELEGANT  
SIMPLE  
UNIQUE  
SOPHISTICATED

Switches  
Push Button Switches  
Socket-outlets  
Tel, TV and Data  
Outlets Control and  
Regulation Hotel  
Solutions  
Others  
Frames



## COLOURS

White, Champagne, Grey

## MULTIGANG FRAMES



1 Gang



2 Gang



3 Gang



4 Gang



5 Gang

# Switches

· Modules and frames are separated.

COLOUR ▶

White	-46 Champagne	-61 Grey
-------	------------------	-------------

## SWITCHES

	CODE	DESCRIPTION	Rated Current	Rated Voltage
	701011 	1 Gang 1 Way Switch Module	16AX	250V
	701012 	1 Gang 2 Way Switch Module	16AX	250V
	701013 	1 Gang 1 Way Switch Module with LED	16AX	250V
	701014 	1 Gang 2 Way Switch Module with LED	16AX	250V
	701026 	1 Gang Intermediate Switch Module	16AX	250V
	702023 	20A Double Pole Switch Module with LED	20AX	250V
	702024 	20A 2 Way Double Pole Switch Module with LED	20AX	250V

# Switches

· Modules and frames are separated.

COLOUR ▶

White	-46 Champagne	-61 Grey
-------	------------------	-------------

## SWITCHES








	CODE	DESCRIPTION	Rated Current	Rated Voltage
	703223 	32A Double Pole Switch Module with LED	32A	250V
	703224 	32A 2 Way Double Pole Switch Module with LED	32A	250V
	701021 	2 Gang 1 Way Switch Module	16AX	250V
	701022 	2 Gang 2 Way Switch Module	16AX	250V
	701023 	2 Gang 1 Way Switch Module with LED	16AX	250V
	701024 	2 Gang 2 Way Switch Module with LED	16AX	250V
	701046 	2 Gang Intermediate Switch Module	10AX	250V

# Switches

· Modules and frames are separated.

COLOUR ▶ White -46 Champagne -61 Grey

## SWITCHES


	CODE	DESCRIPTION	Rated Current	Rated Voltage
	701031 <span>-46 -6</span>	3 Gang 1 Way Switch Module	16AX	250V
	701032 <span>-46 -6</span>	3 Gang 2 Way Switch Module	16AX	250V
	701033 <span>-46 -6</span>	3 Gang 1 Way Switch Module with LED	16AX	250V
	701034 <span>-46 -6</span>	3 Gang 2 Way Switch Module with LED	16AX	250V
	701041 <span>-46 -6</span>	4 Gang 1 Way Switch Module	10AX	250V
	701042 <span>-46 -6</span>	4 Gang 2 Way Switch Module	10AX	250V
	701043 <span>-46 -6</span>	4 Gang 1 Way Switch Module with LED	10AX	250V

# Push Buttons

· Modules and frames are separated.

COLOUR ▶ White -46 Champagne -61 Grey

## SWITCHES

	CODE	DESCRIPTION	Rated Current	Rated Voltage
	701044 <span>-46 -6</span>	4 Gang 2 Way Switch Module with LED	10AX	250V

## PUSH BUTTONS







	CODE	DESCRIPTION	Rated Current	Rated Voltage
	701011F <span>-46 -6</span>	1 Gang Push-button Switch Module	16A	250V
	706301 <span>-46 -6</span>	Doorbell switch module	16A	250V
	701021F <span>-46 -6</span>	2 Gang Push-button Switch Module	16A	250V
	701031F <span>-46 -6</span>	3 Gang Push-button Switch Module	16A	250V
	701041F <span>-46 -6</span>	4 Gang Push-button Switch Module	10A	250V

# Socket-outlets

· Modules and frames are separated.

COLOUR ▶ White -46 Champagne -61 Grey

## SOCKET-OUTLETS




	CODE	DESCRIPTION	Rated Current	Rated Voltage
	701072 <span>-46 -6</span>	Twin 2 pin Socket Module	10A	250V
	701080 <span>-46 -6</span>	2 Pin Socket and Multi-standard Socket Module	10A	250V
	701087 <span>-46 -6</span>	Single EU-US with Earth Socket Module	16A	250V
	701089 <span>-46 -6</span>	Multi-standard Socket Module with Switch	13A	250V
	701382 <span>-46 -6</span>	13A BS Switched Socket Module	13A	250V
	701582 <span>-46 -6</span>	15A BS Switched Socket Module	15A	250V
	701687 <span>-46 -6</span>	Schuko Socket Module	16A	250V

# Socket-outlets

· Modules and frames are separated.

COLOUR ▶ White -46 Champagne -61 Grey

## SOCKET-OUTLETS

	CODE	DESCRIPTION	Rated Current	Rated Voltage
	70E725 <span>-46 -6</span>	Multi-standard Socket Module with Twin USB Chargers	13A	250V
	701384 <span>-46 -6</span>	13A BS Switched Socket Module with Twin USB chargers	13A	250V
	711287 <span>-46 -6</span>	Twin EU-US with Earth Socket (combined with frame)	16A	250V

# Tel, TV and Data Outlets

· Modules and frames are separated.

COLOUR ▶ White -46 Champagne -61 Grey

## TEL, TV AND DATA OUTLETS

CODE	DESCRIPTION
705111 <span>-46-6</span>	TV Outlet Module
705114 <span>-46-6</span>	TV Outlet Module with F Connector
705119 <span>-46-6</span>	Twin TV Outlet Module
705119\$ <span>-46-6</span>	TV and TV with F Connector Module
705214 <span>-46-6</span>	Telephone Outlet Module (RJ11)
705218 <span>-46-6</span>	Data Outlet Module Cat.6
705224 <span>-46-6</span>	Twin Telephone Outlet Module (RJ11)

# Tel, TV and Data Outlets

· Modules and frames are separated.

COLOUR ▶ White -46 Champagne -61 Grey

## TEL, TV AND DATA OUTLETS

CODE	DESCRIPTION
705228 <span>-46-6</span>	Twin Data Outlet Module Cat.6
705229 <span>-46-6</span>	Telephone & Data Outlet Module
705301 <span>-46-6</span>	Telephone & TV Outlet Module
705302 <span>-46-6</span>	TV and Data Outlet Module Cat.6
705401 <span>-46-6</span>	Speakers Outlet Module
705402 <span>-46-6</span>	Twin Speakers Outlet Module
700493 <span>-46-6</span>	AV-S Multimedia Socket Module

# Tel, TV and Data Outlets

· Modules and frames are separated.

COLOUR ▶ White -46 Champagne -61 Grey

## TEL, TV AND DATA OUTLETS

CODE	DESCRIPTION
700494 <span>-46 -61</span>	USB and HDMI Outlet Module
700495 <span>-46 -61</span>	VGA-3.5 and Audio Outlet Module
70E727 <span>-46 -61</span>	USB(5V 2.4A)+TYPE-C(45W) Module
70E723 <span>-46 -61</span>	Twin USB Socket with Switch Module

· Modules and frames are separated.

COLOUR ▶ White -46 Champagne -61 Grey

## CCONTROL AND REGULATION

CODE	DESCRIPTION
70E301 <span>-46 -61</span>	Presence Detector Switch Module (two wires)
70E302 <span>-46 -61</span>	Presence Detector Switch Module (three wires)

# Control and Regulation

· Modules and frames are separated.

COLOUR ▶ White -46 Champagne -61 Grey

## CCONTROL AND REGULATION

CODE	DESCRIPTION
70E303 <span>-46 -61</span>	Presence Detector Switch Module (four wires)
70E102 <span>-46 -61</span>	200W LED Dimmer Switch Module
70E104 <span>-46 -61</span>	200W LED Dimmer Switch Module (1-10V)
70E201 <span>-46 -61</span>	200W Fan Regulator Switch Module
70E401 <span>-46 -61</span>	160W Voice and Light Control Switch Module
70E501 <span>-46 -61</span>	160W Touch Time Delay Switch Module
70E621 <span>-46 -61</span>	4-Channel Volume Control Switch Module (3 wires)

# Hotel Solutions

· Modules and frames are separated.

COLOUR ▶ White -46 Champagne -61 Grey

## HOTEL SOLUTIONS

	CODE	DESCRIPTION	Rated Current	Rated Voltage
	D701022 <span>-46 -6</span>	2 Gang 2 Way Switch Module with "Do Not Disturb" & "Make Up Room"	16AX	250V
	D701024 <span>-46 -6</span>	2 Gang 2 Way Switch Module with "Do Not Disturb" & "Make Up Room" (with LED)	16AX	250V
	70E611 <span>-46 -6</span>	Doorbell Switch Module with "Do Not Disturb" Indicator	1A	250V
	70E612 <span>-46 -6</span>	Doorbell Switch Module with "Do Not Disturb" & "Make Up Room" Indicator	1A	250V
	45E611 <span>-61</span>	Doorbell Switch with "Do Not Disturb", "Make Up room", "Wait A minute", "Someone In" Indicator	1A	250V
	70E741 <span>-46 -6</span>	WiFi Router Module		
	70E601 <span>-46 -6</span>	KeyCard Switch Module		

# Hotel Solutions

· Modules and frames are separated.

COLOUR ▶ White -46 Champagne -61 Grey

## HOTEL SOLUTIONS

	CODE	DESCRIPTION
	70E602 <span>-46 -6</span>	RFID KeyCard Switch Module
	705901 <span>-46 -6</span>	Emergency Switch Module
	714504 <span>-46 -6</span>	Shaver Socket (146) Module
	70E651 <span>-46 -6</span>	Shaver Module
	70E731 <span>-46 -6</span>	6000K Footlight Module
	70E732 <span>-46 -6</span>	3000K Footlight Module
	70E733 <span>-46 -6</span>	3000k Sensory Footlight Module

· Modules and frames are separated.

COLOUR ▶ White -46 Champagne -61 Grey

## OTHERS

CODE	DESCRIPTION
701000 <span>-46-6</span>	Blank Plate Module

· Modules and frames are separated.

COLOUR ▶ White -46 Champagne -61 Grey

## FRAMES

CODE	DESCRIPTION
700610 <span>-46-6</span>	1 Gang Frame

CODE	DESCRIPTION
700620 <span>-46-6</span>	2 Gang Frame / 76 type* ( 86mm x 162mm)

CODE	DESCRIPTION
700630 <span>-46-6</span>	3 Gang Frame / 76 type* ( 86mm x 238mm)

CODE	DESCRIPTION
700640 <span>-46-6</span>	4 Gang Frame / 76 type* ( 86mm x 314mm)

CODE	DESCRIPTION
700650 <span>-46-6</span>	5 Gang Frame / 76 type* ( 86mm x 390mm)

\*76 type: More compacted design, less space between rockers, require 76 type mounting box.

· Modules and frames are separated.

COLOUR ▶ White -46 Champagne -61 Grey

## FRAMES

CODE	DESCRIPTION
700820 <span>-46-6</span>	2 Gang frame / 86 type ( 86mm x 172mm)

CODE	DESCRIPTION
700830 <span>-46-6</span>	3 Gang Frame / 86 type ( 86mm x 258mm)

CODE	DESCRIPTION
700840 <span>-46-6</span>	4 Gang Frame / 86 type ( 86mm x 344mm)

CODE	DESCRIPTION
700850 <span>-46-6</span>	5 Gang Frame / 86 type ( 86mm x 430mm)

REMARKS: 76 Type: for Multi-gang



60710-50  
1 Gang Flush Mounting Box ( use for 76 type)

86 Type:



45DH86  
1 Gang Flush Mounting Box ( use for standard 86 type)